



General Information

Item Number	*275TJ6
Type	Constant Current
Output Power	50W (Max.)
Programming Tool	*274A17 (51645)
Software	Download
Programmable Features	Output Current Dimming Level Configurable thermal protection Thermal diagnostics AstroDIM Constant lumen output End-of-life indicator

Environmental Specifications

Ambient Operating Temperature	-40°C to 55°C
Case Temperature (Tc)	83°C ¹ 90°C (UL)
Max. Storage Temp.	70°C
Max. Relative Humidity (%)	95% non-condensing
Transient Protection	ANSI C62.41 Cat.B 6.0kV
IP Rating	IP66
UL Rating	Dry & Damp, Type HL
UL File number	E333135
EMI Compliance	FCC Part 15 Class A
Sound Rating	Class A

¹ - 5 year warranty and 50khrs applicable at 83°C



Electrical Specifications

Input

Input Voltage (VAC)	120-277V (+/- 10%)	
Frequency Range (Hz)	50-60 Hz (+/- 5%)	
	120V	277V
Input Current (A)	0.48A	0.21A
THD @ Full load	<10%	<10%
Power Factor @ Full load	>0.99	>0.96
Efficiency @ Full load	≥88%	≥90%
Inrush Current (Apk) ²	20.8A@ 295.2μs	51.8A@ 230.4μs

² - Complies to NEMA 410 inrush current requirements

Output

Output Current (mA)	175 - 800 mA (1mA step) (Default: 530 mA)
Output Voltage (Vdc)	30-120 Vdc
Output Ripple Current	< 15% @ 800mA
Max. Output Power (W)	50W
LED Power-Up Time	<1sec
Load Regulation	<5%
Line Regulation	<5%
Over Voltage Protection	Yes, non-latching
Over Load Protection	Yes, current fold back @ 52W, non-latching
Output Short-Circuit Protection	Yes, non-latching
Over Temperature Protection	Yes, Foldback at 93°C, Auto Recovery

Dimming

Dimming Control	0 - 10V (Isolated) AstroDIM
Dimming Range	10-100%
Dimming Type	Analog
Source/Sink Current	0.9mA max

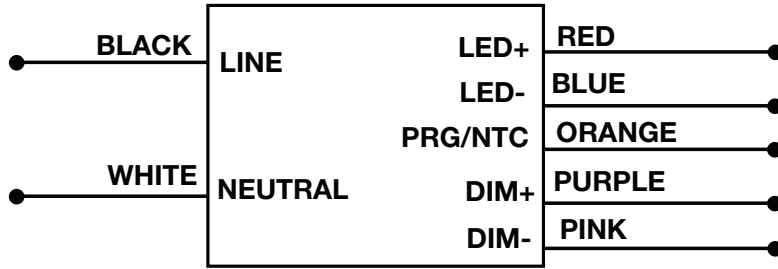
CAUTION: Two power supplies if dimming is connected to non-class 2 circuits.

LED Thermal Protection (NTC)

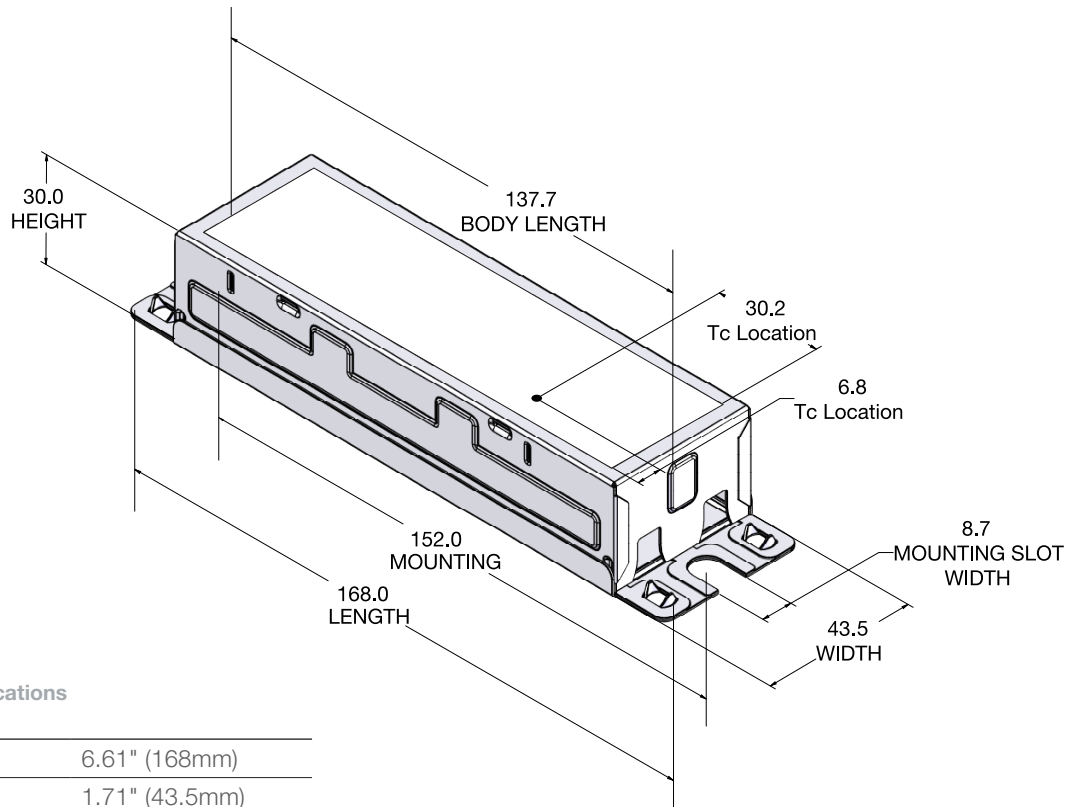
NTC Value Active Range	≤25kΩ
Temperature Derating Start	User defined

External NTC cannot leave the fixture.
The PRG/ NTC control circuit terminals or lead wires are not isolated.
The external NTC needs to be isolated or separated by live parts.

Wiring Diagram



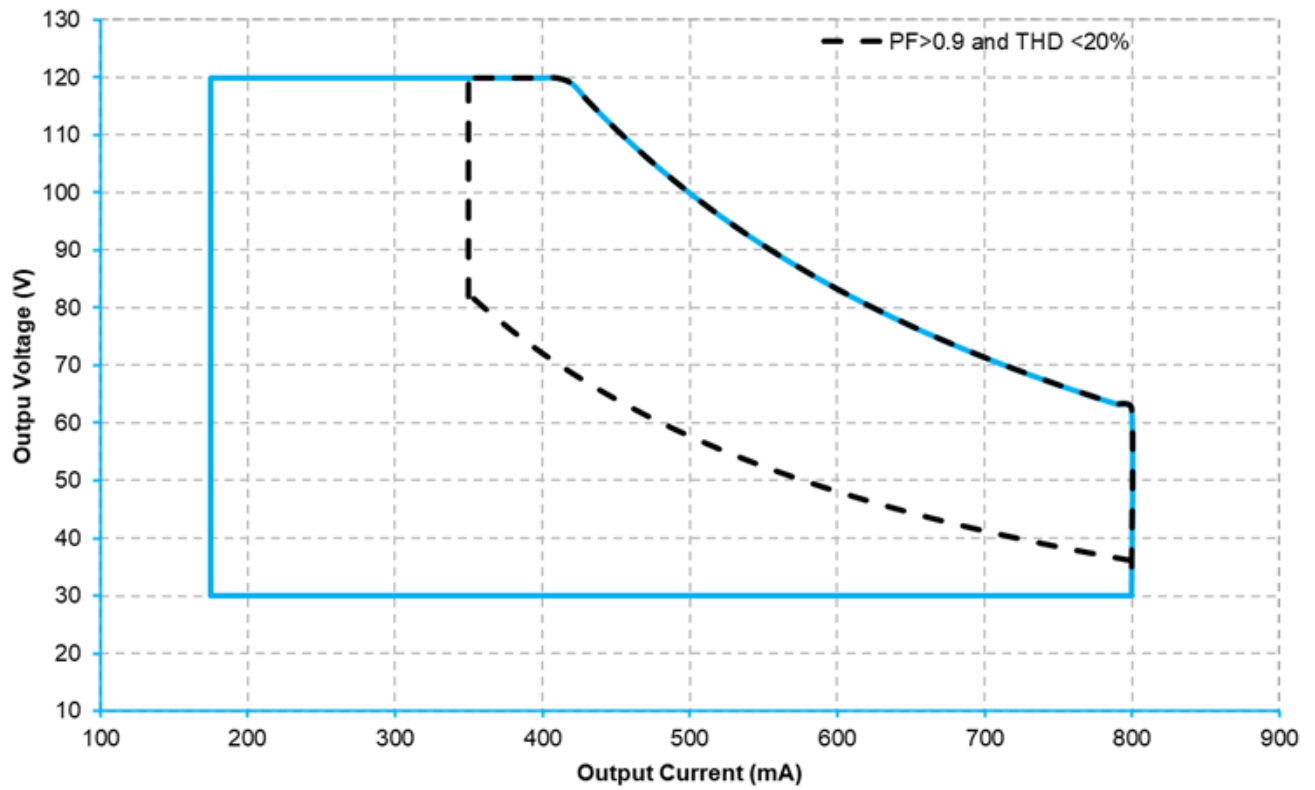
Mechanical Diagrams



Mechanical Specifications

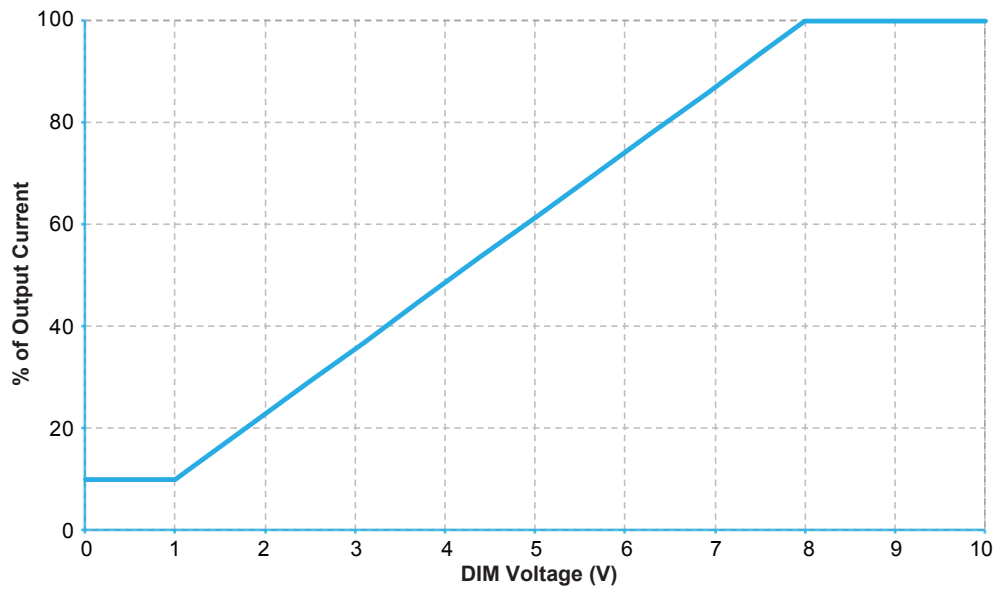
Length	6.61" (168mm)
Width	1.71" (43.5mm)
Height	1.18" (30.0mm)
Body Length	5.42" (137.7mm)
Mounting Length	5.98" (152mm)
Mounting Slot Width	0.34" (8.7mm)

Operating Range



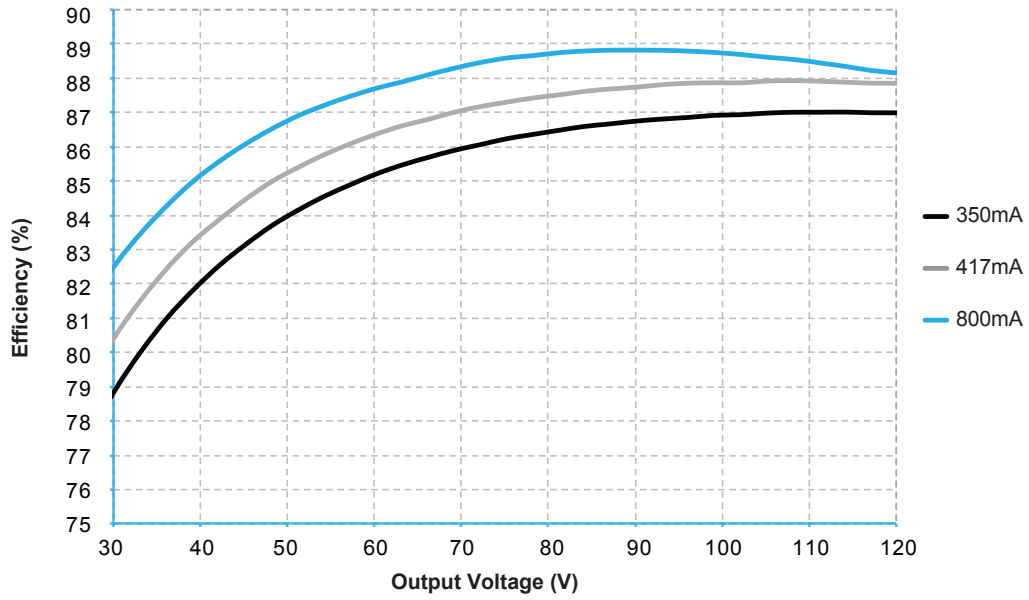
Dimming Curve

0-10V Dimming

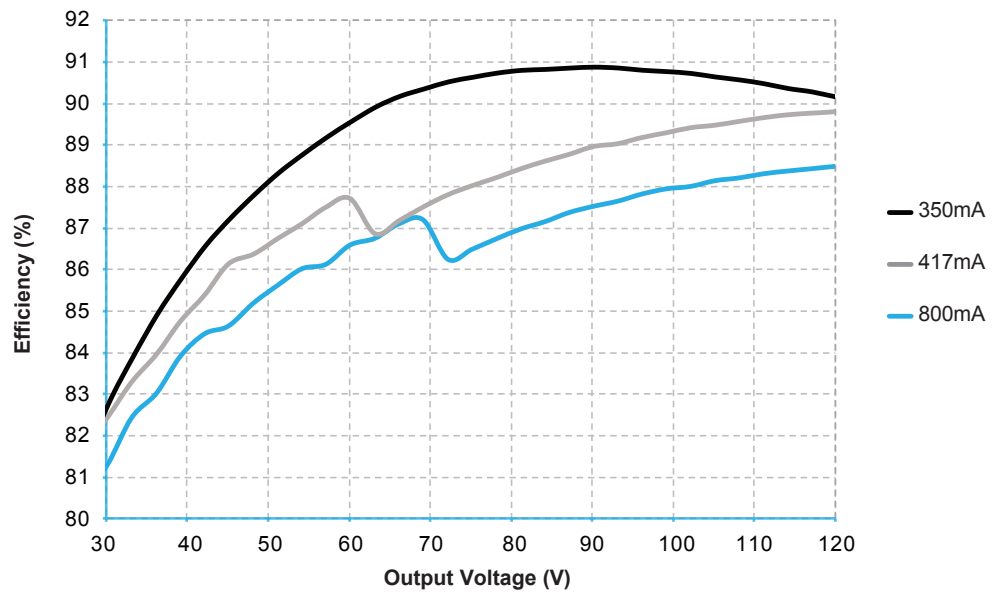


Efficiency vs. Output Power

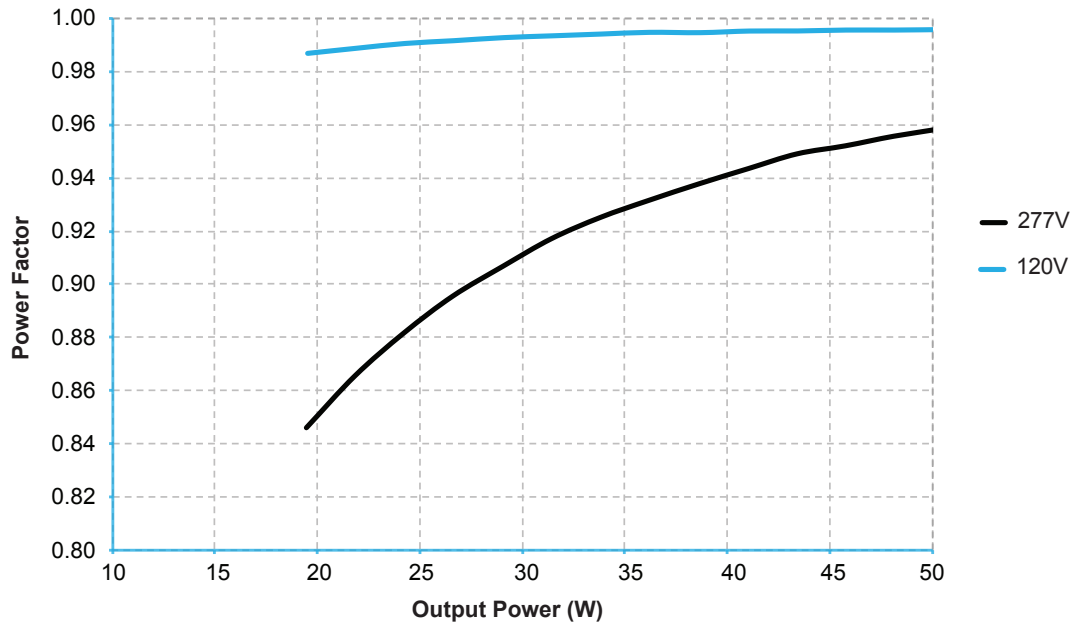
Efficiency @ 120V



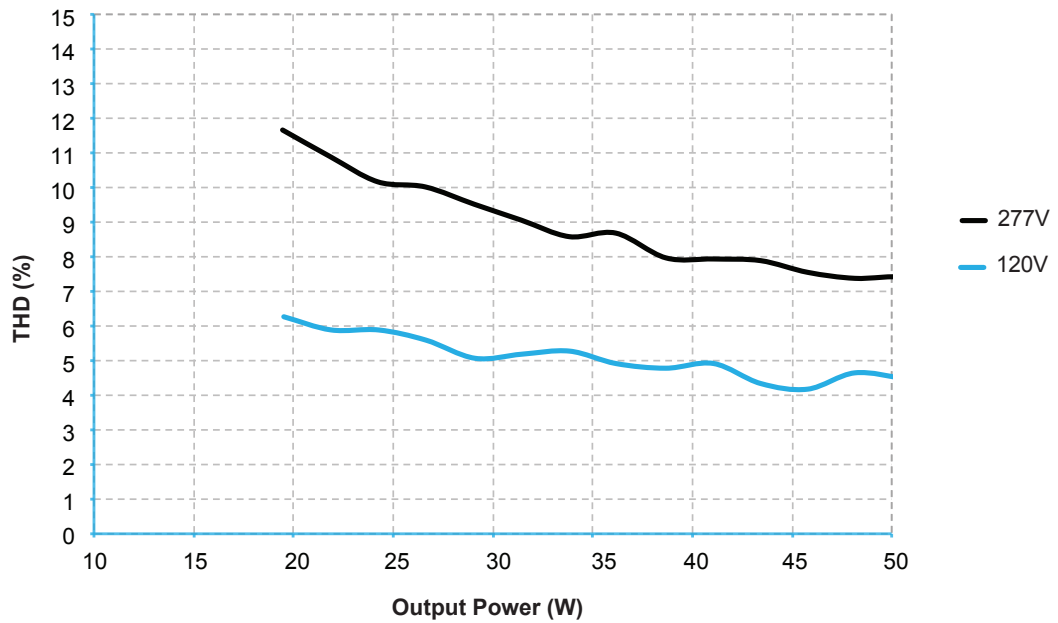
Efficiency @ 277V



Power Factor vs. Output Power

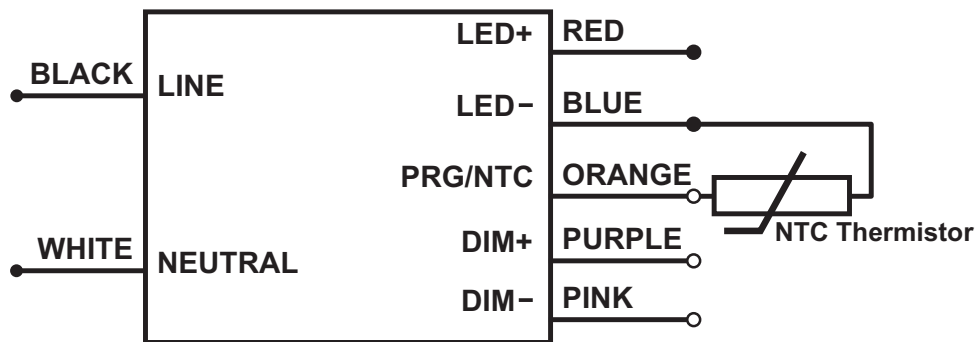


THD vs. Output Power



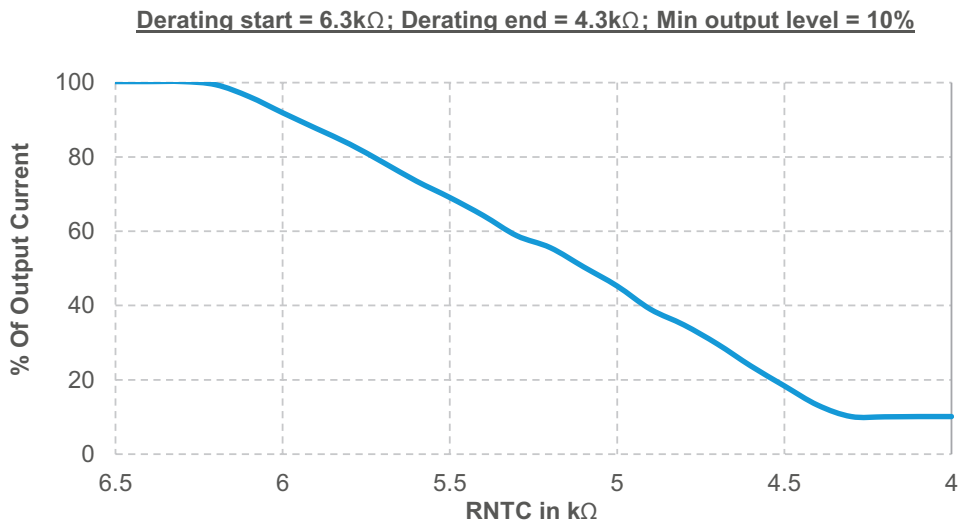
LED Thermal Protection (NTC) Characteristic

The LED thermal protection feature of the OTi50W helps reduce the temperature of the LED module by reducing the output current in case of abnormal temperature conditions. To use this feature a third party NTC thermistor should be connected to the LED power supply as shown in the wiring diagram below.



In the end application, care must be taken to place the NTC thermistor close to the hottest spot on the LED module. If LED thermal protection is not required the NTC port on the LED power supply connector can be left open. Vishay, EPCOS, Murata, Panasonic are some of the manufacturers of NTC thermistor. EPCOS part number for reference only **B57164K153J (15k Ω @ 25°C)**. Murata part number for reference only - **NCP03XH223J05RL (22k Ω @ 25°C)**. To learn more about this feature, please refer to the Technical Guide for [LED Thermal Protection](#) (ECS304).

Note: Graphs for reference. The derating limits can be programmed using the OT Programmer.



End-of-Life Indicator

The End-of-Life indicator feature helps the end user to receive a signal from the fixture indicating that it has reached its programmed life-time. After the LED driver reaches the programmed life-time, whenever it is turned ON, it stays at Dim level (10%) for 10 minutes and reaches its appropriate level.

AstroDIM

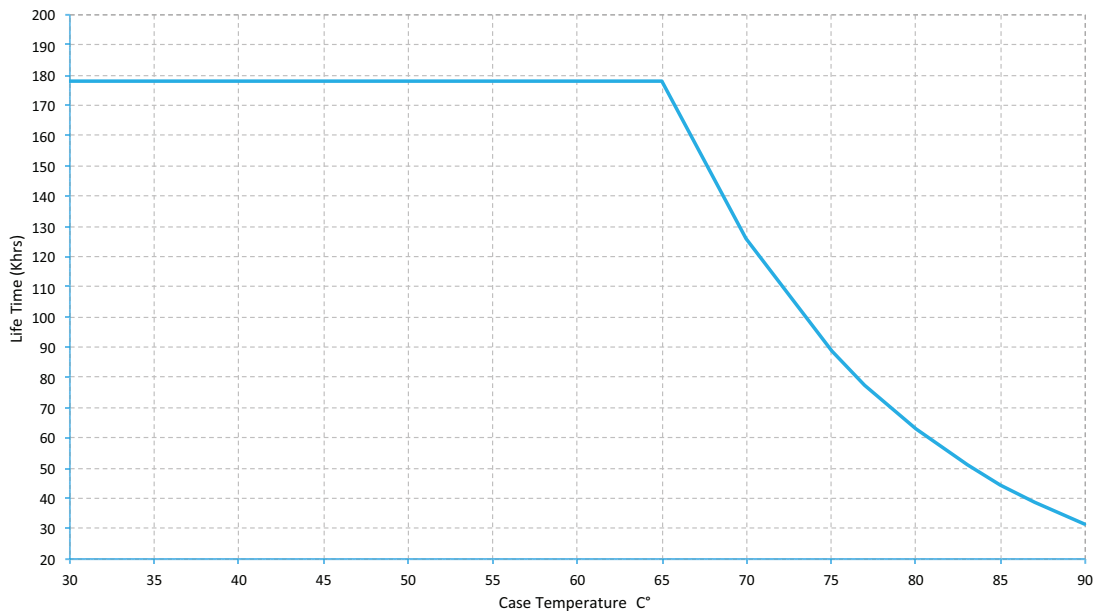
AstroDIM is an autonomous five level (1 Power ON & 4 Dimming levels) dimming protocol. It provides multi-stage night-time power reduction based on an internal timer; there is no need for an external control infrastructure. The ECG is automatically aligned to the on and off times for the street lighting and provide a defined output for the particular period of time. Compared with conventional systems there are significant cost savings. AstroDIM is designed for dimming without any external control wiring. Therefore, AstroDIM helps to save energy, extend the life of the driver and the LED module and reduce light pollution, even if only a power line is available. In AstroDIM operation, the driver executes a preset dimming profile, which can be reconfigured via the OT Programming Tool. The autonomous dimming is regulated by an integrated timer (no real-time clock), which adjusts the dimming profile according to the previous night (operation from switch-on to switch-off).

Constant Lumen Maintenance

The Constant Lumen Maintenance feature of the OTi50W helps to maintain the required lumen output of the fixture at a constant level throughout its lifetime. In general LED's lumen output will depreciate over time and in order to maintain sufficient light level towards the end of lifetime, the LED's are driven at high current initially and will result in more energy consumption. The constant lumen maintenance will give the flexibility to drive the LEDs at optimal driving current throughout its lifetime. This helps in energy savings, constant light output and enhanced reliability of the system.

Note: Step-by-step instructions are outlined in the OT Programmer User Manual embedded in the software.

Lifetime vs Case Temperature



Dimmer/Sensor Compatibility

Manufacturer	Part Number
Digital Lumens	EN-ILCM-1R10V-GB2-BK EN-ILCM-1R10V-GB2-BK/DR EN-ALC-1R10V-GB2-BK EN-ALC-1R10V-GB2-BK/DR
Leviton	IP710-DLZ
Lutron	DVTV-XX
Wattstopper	ADF-120277
Synergy Lighting Controls	ISD BC

Note: The absence of a dimmer from this chart does not necessarily imply incompatibility. Please reference the dimmer manufacturer's instructions for installation.

Warranty

OPTOTRONIC® by eldoLED Products are covered by a 5-year limited warranty.

Complete warranty terms can be found at: www.eldoled.com/legal/terms-and-conditions

eldoLED

One Lithonia Way
Conyers, GA 30012
United States

+1 877 353 6533

nasupport@eldoLED.com

www.eldoLED.com

© 2025 Acuity Brands Lighting, Inc. Specifications subject to change without notice. Actual performance may differ as a result of end-user environment and application.